




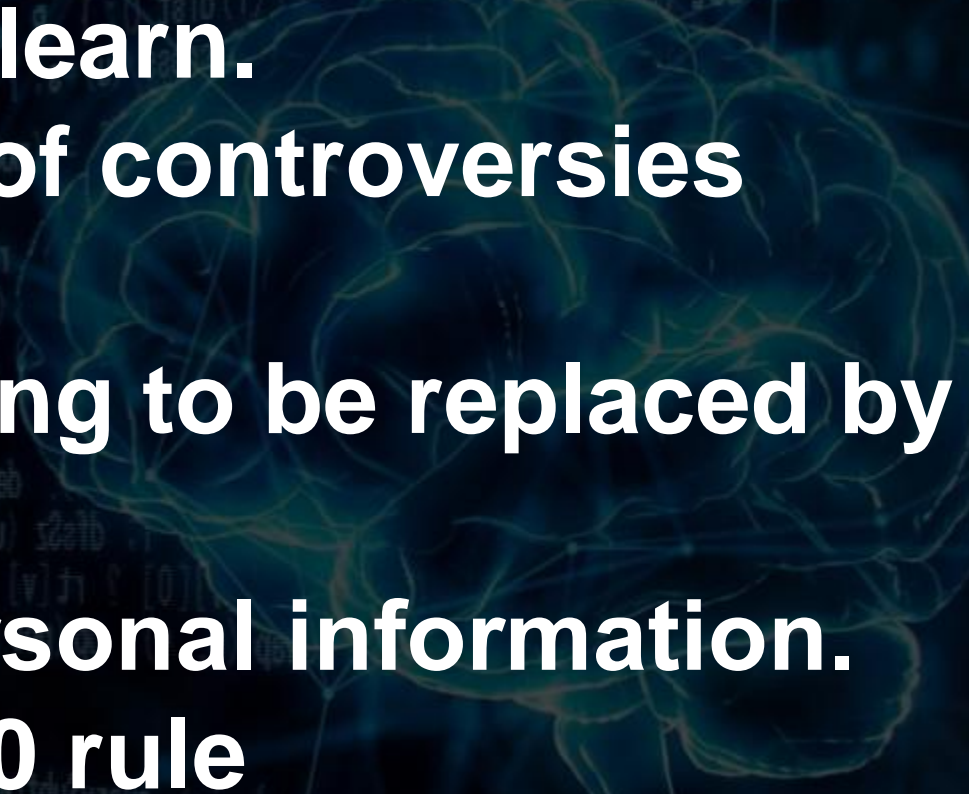
AI Tools for Educators

Tim Sullivan
tsullivan@seas-school.org

Why use AI for Educators?

- **Save time**
 - **Simpler differentiation**
 - **Give tailored suggestions for behavioral issues**
 - **Help write IEPs**
 - **Overall, ease the load**
- 

Things to keep in mind when starting:

- **It takes time to learn.**
 - **There are a lot of controversies about AI.**
 - **You are not going to be replaced by AI.**
 - **Don't share personal information.**
 - **Follow the 80/20 rule**
- 

If you get stuck or have questions after today:

- **Google it- many sites even have easy to follow YouTube videos on how to use their tools.**
- **Reach out to me and I will help as best I can.**

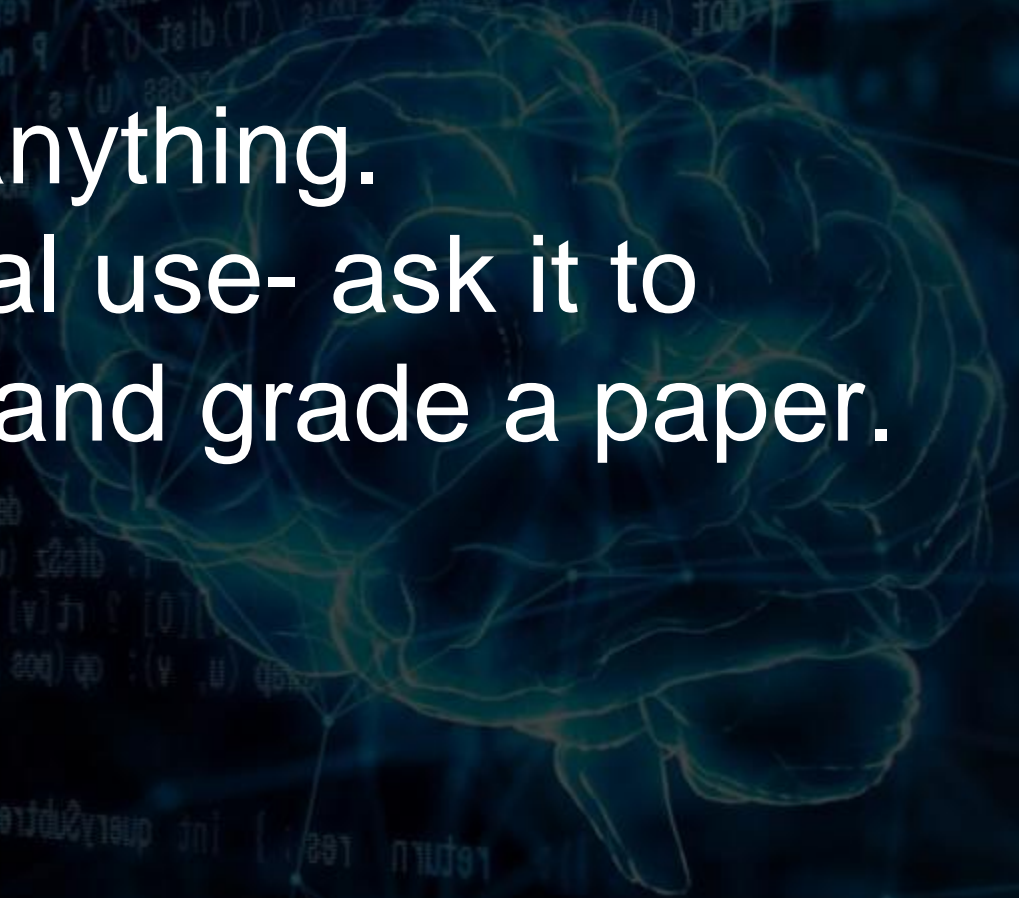


ChatGPT

<https://chat.openai.com/auth/login>

ChatGPT

- Ask it to write anything.
- One educational use- ask it to create a rubric and grade a paper.



ChatGPT

“Grade the following paper based on these rubric criteria at the level of a 7th grade student: title= 3 points, introduction=3 points, focus and details=3 points, writing in a clear voice=3 points, The author uses vivid words and phrases, choice and place of words seems accurate and natural=3 points, there are 3 or less grammatical errors=3 points, there are no spelling errors=3 points, between 300-400 words=3 points. please provide a written justification for the scores. Please put it in table format. Here is the paper”

ChatGPT

- The more specific you are, the better the results.
- Always remember the “80/20” rule.
- There are many ways to use ChatGPT, but it is not designed for educators.
- Cutting and pasting does not work as easy it does with other tools.
- Always be mindful of the information shared.



MAGIC SCHOOL

<https://www.magicschool.ai/solutions>

MagicSchool.ai

- Started this past summer
- Currently, over 50 tools
- Log in/sign up can be done by creating an account or using your email.



Using the magic of AI to help educators with saving time.

Fight burnout and join thousands of teachers saving hours of time using MagicSchool to help lesson plan, differentiate, write assessments, write IEPs, communicate clearly, and more.

[Check out how we do it!](#)

[For Teachers](#)

[Sign Up Free](#)

[For Schools](#)

[Learn More](#)

As seen on:



Sign in

[Sign in](#)



[Sign in with Google](#)



[Sign in with Microsoft](#)

[Create an account](#) [Forgot Password?](#)

The screenshot shows the Magic School website interface. At the top left is the 'MAGIC SCHOOL' logo. In the top right corner, there are icons for a search function, a user profile, and a settings gear. Below the header is a navigation menu with four items: 'Magic Tools' (highlighted in purple with a red arrow pointing to it), 'Raina (Chatbot)', and 'Output History'. To the right of the navigation menu are four tool cards, each with an icon, a title, and a brief description:

- Choice Board Generator (UDL)**: Based on the principles of Universal Design for Learning (UDL), create a choice board for a student assignment.
- Decodable Text Generator**: Generate a decodable text based on the Science of Reading to support early literacy for younger students.
- Multi-Step Assignment Generator**: Based on any topic, generate a warmup, academic content, key vocabulary, text dependent questions, and a writing prompt aligned to standards.
- Project Based Learning (PBL) Generator**: Based on the principles of Project Based Learning (PBL), create a full project plan based on any topic with aligned standards.

- Magic tools takes you to the tool page.

Magic Tools

Raina (Chatbot)

Output History



Choice Board Generator (UDL)

Based on the principles of Universal Design for Learning (UDL), create a choice board for a student assignment.



Decodable Text Generator

Generate a decodable text based on the Science of Reading to support early literacy for younger students.



Multi-Step Assignment Generator

Based on any topic, generate a warmup, academic content, key vocabulary, text dependent questions, and a writing prompt aligned to standards.



Project Based Learning (PBL) Generator

Based on the principles of Project Based Learning (PBL), create a full project plan based on any topic with aligned standards.

- Raina is an AI instructional coach



Hello! My name is Raina, your AI instructional coach. You can ask any questions related to best practices in teaching or your work in a school building. Feel free to ask me for ideas for your classroom, research on best practices in pedagogy, behavior management strategies, or any general advice! The more specific your questions, the better my responses will be. How can I help you today?



What are some fun and safe PE games for elementary students?

Any interactive methods for teaching Spanish verbs?

How can I integrate music into a lesson on fractions?

How can I find local professionals to speak in my class?

Message



Content generated is for suggestion only; always use professional judgement and comply with school policies before implementation.

The screenshot shows the Magic School website interface. At the top left is the 'MAGIC SCHOOL' logo. Below it is a 'Magic Tools' menu with three items: 'Raina (Chatbot)', 'Output History', and a third item. A red arrow points to 'Output History'. To the right are four tool cards: 'Choice Board Generator (UDL)', 'Decodable Text Generator', 'Multi-Step Assignment Generator', and 'Project Based Learning (PBL) Generator'. Each card has an icon, a title, and a brief description. In the top right corner, there are icons for a user profile and settings.

- Output History is where you find your previous work.
- It stays there till you delete it.

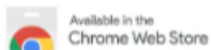
Magic Tools

Raina (Chatbot)

Output History

Take The Tour

Try our new Chrome Extension!



2.0.1



History Filters:

Search

Tool

All

Start Date

09/30/2023

End Date

10/30/2023

All Bookmarks Shared

Title	Created At	Saved	Shared	Delete
Conceptual Understanding Generator	10/27/2023 1:29 PM			
YouTube Video Question Generator	10/27/2023 1:27 PM			
YouTube Video Question Generator	10/27/2023 1:26 PM			
Multiple Choice Quiz Generator - Text Based	10/27/2023 12:56 PM			
Multiple Choice Quiz Generator - Text Based	10/27/2023 12:53 PM			
Multiple Choice Quiz Generator - Text Based	10/27/2023 12:53 PM			



Tool Filters



All Planning Content Questions Intellectual Prep Student Support Communication Community Tools

Favorites (6)



Teacher Observation Tool

Generate areas of strength and



YouTube Video Question Generator

Generate guiding questions aligned



IEP Generator

Generate a draft of an individualized



E-mail Response

Generate a cus

Search for tools using key words

MAGiC SCHOOL

<https://www.magicschool.ai/solutions>

Let's see some examples!

[MagicSchool.ai](#): Email Responder

Email Responder Tool

- Everyone sends emails, no matter the grade level or position.
- What is the worst email you have ever gotten?
- How long did it take you to respond?

MagicSchool.ai: Email

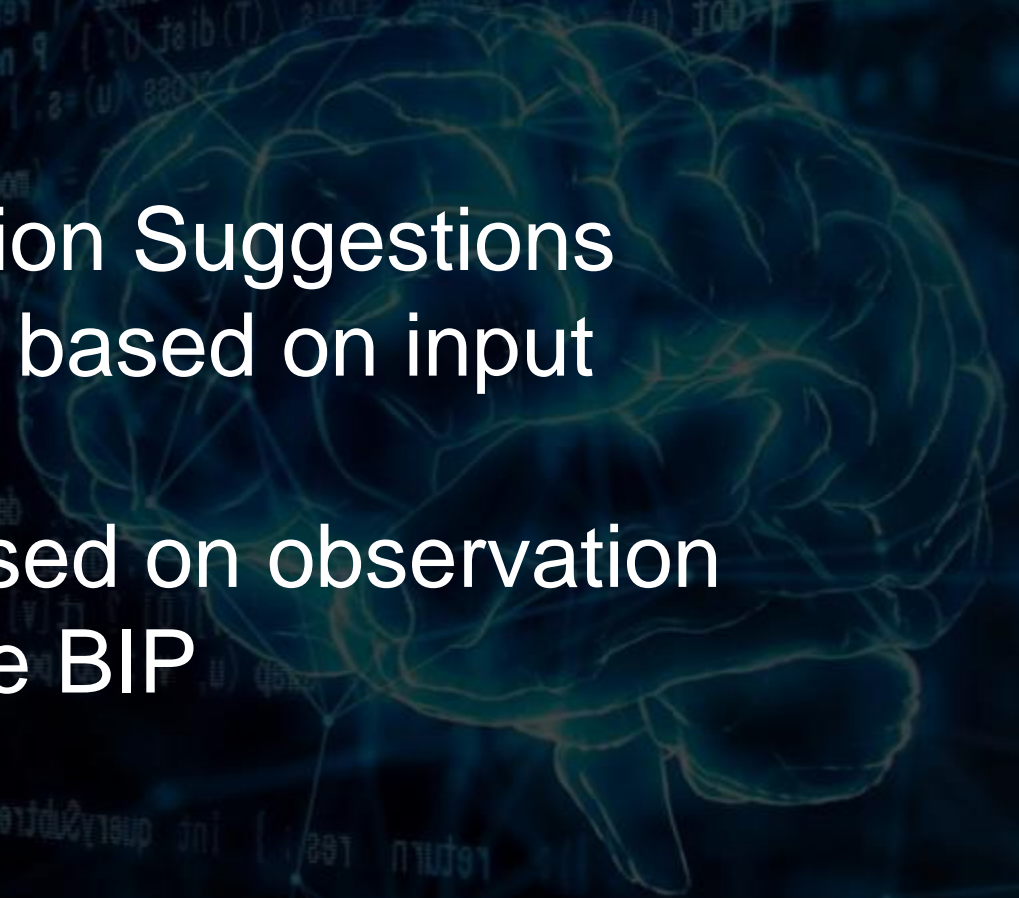
“There is no rational argument for continuing to mask children. Actually, there is mounting evidence for the damage they are doing.

I don't know what motivates you, but I think you are a monster for this continued protocol. I also don't care if you see this as a personal attack, as you are so fond of accusing everyone of that disagrees with you, because I see the mask as an attack on my children.”

[MagicSchool.ai](#): Behavioral Intervention

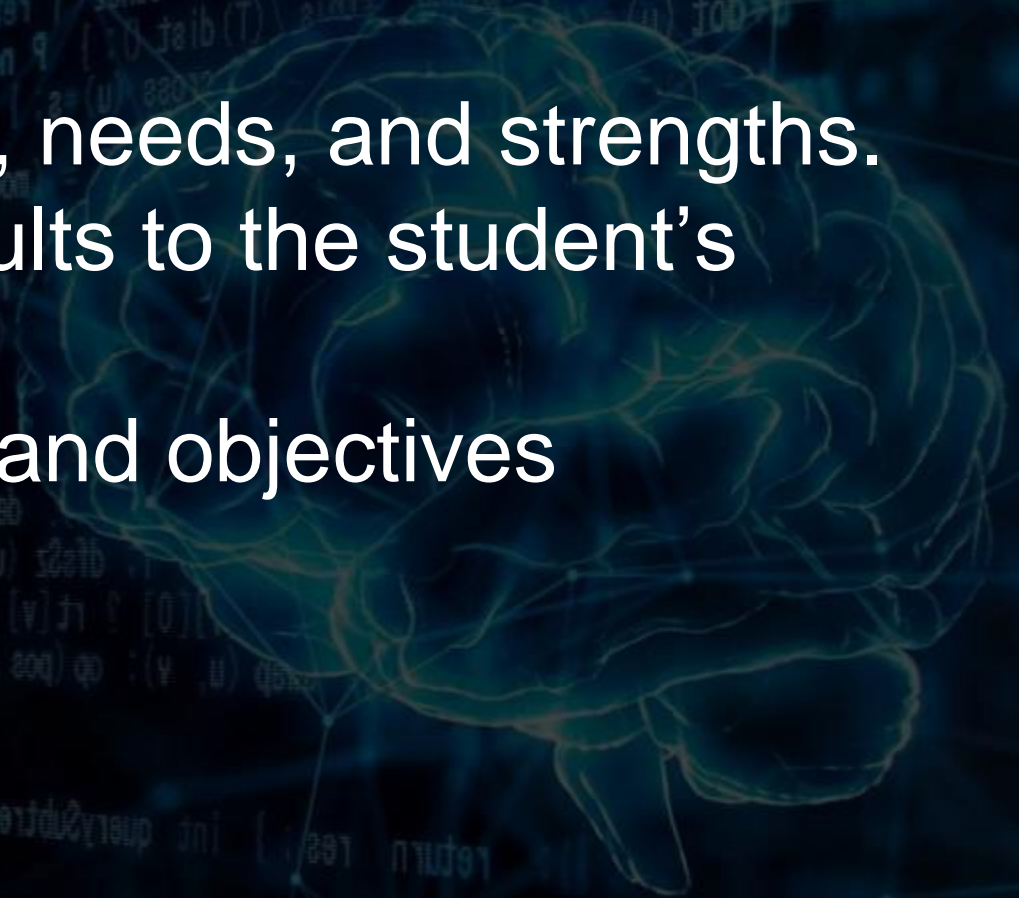
Many tools

- Behavior Intervention Suggestions
 - 3-5 suggestions based on input
- BIP Suggestion
 - Suggestions based on observation
 - Write a complete BIP
- IEP Generator



[MagicSchool.ai](#): IEP Generator

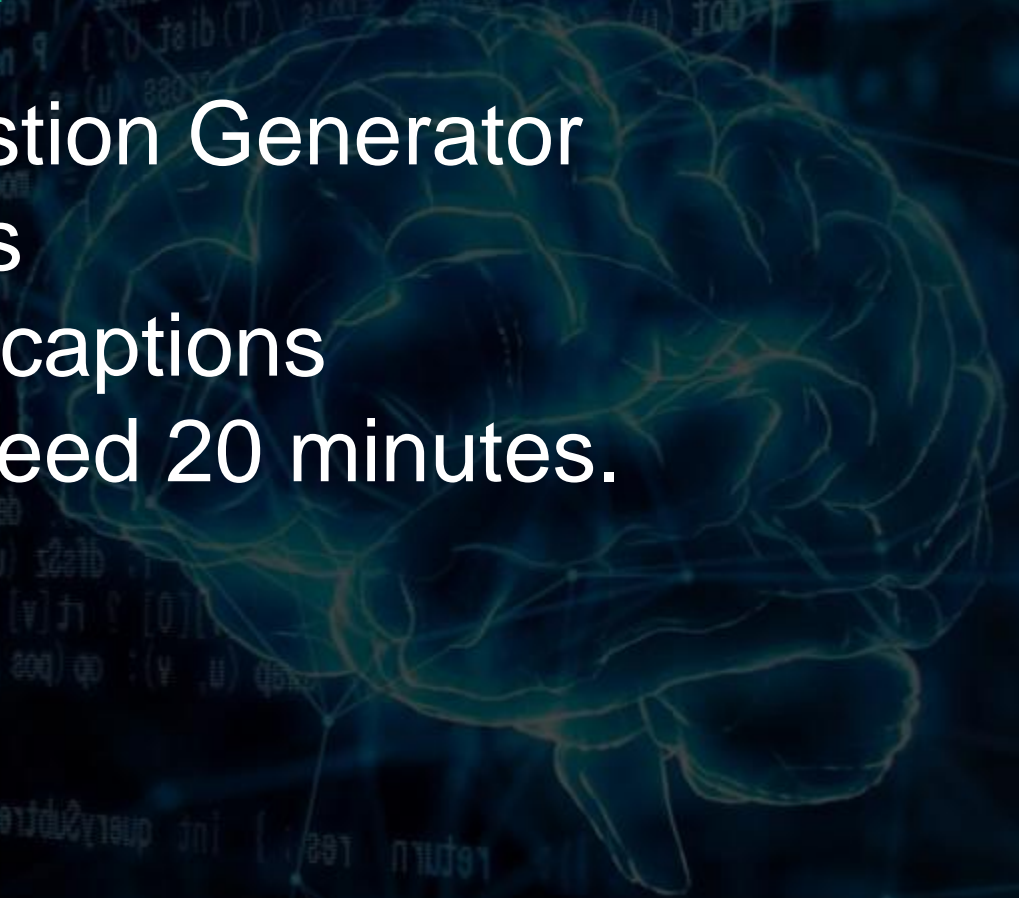
- Entered behaviors, needs, and strengths.
- Compared the results to the student's current IEP.
- Very similar goals and objectives



[MagicSchool.ai](#): YouTube Questions

YouTube Video Question Generator

- Great for sub plans
- Videos must have captions
- Videos cannot exceed 20 minutes.

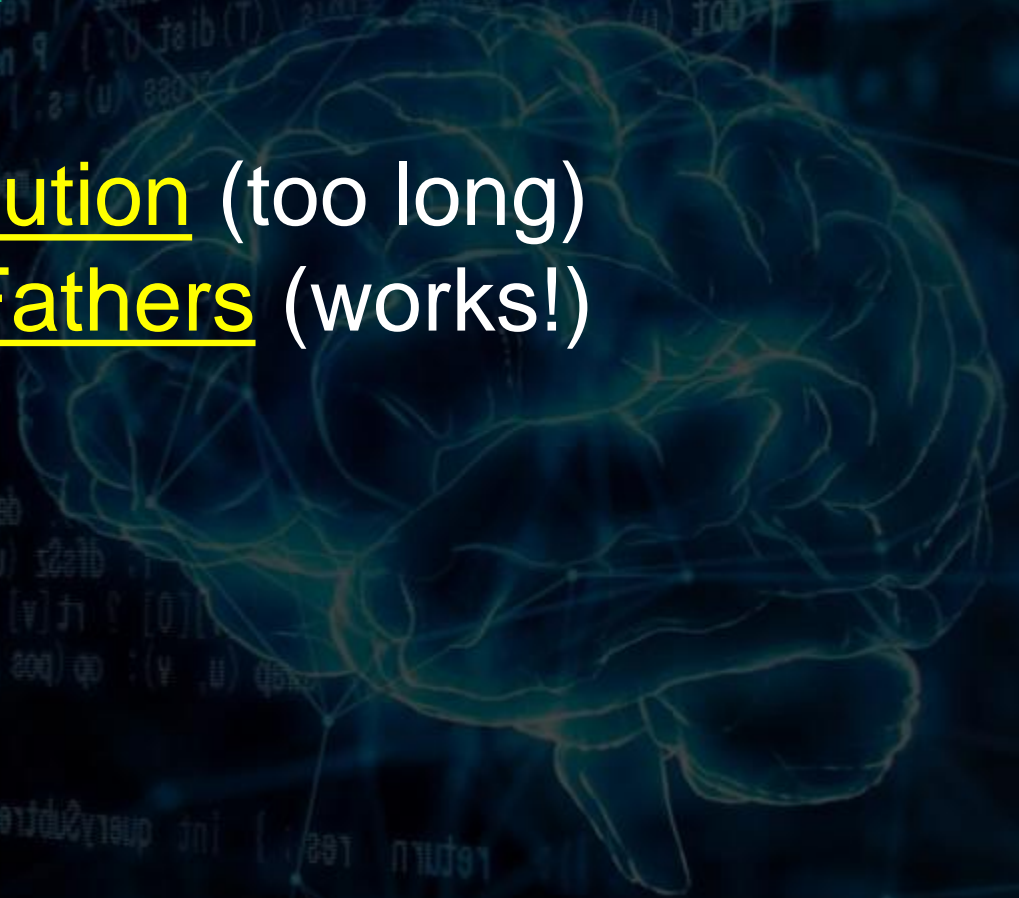


MagicSchool.ai: YouTube Questions

Two examples

PBS American Revolution (too long)

Who are the Found Fathers (works!)

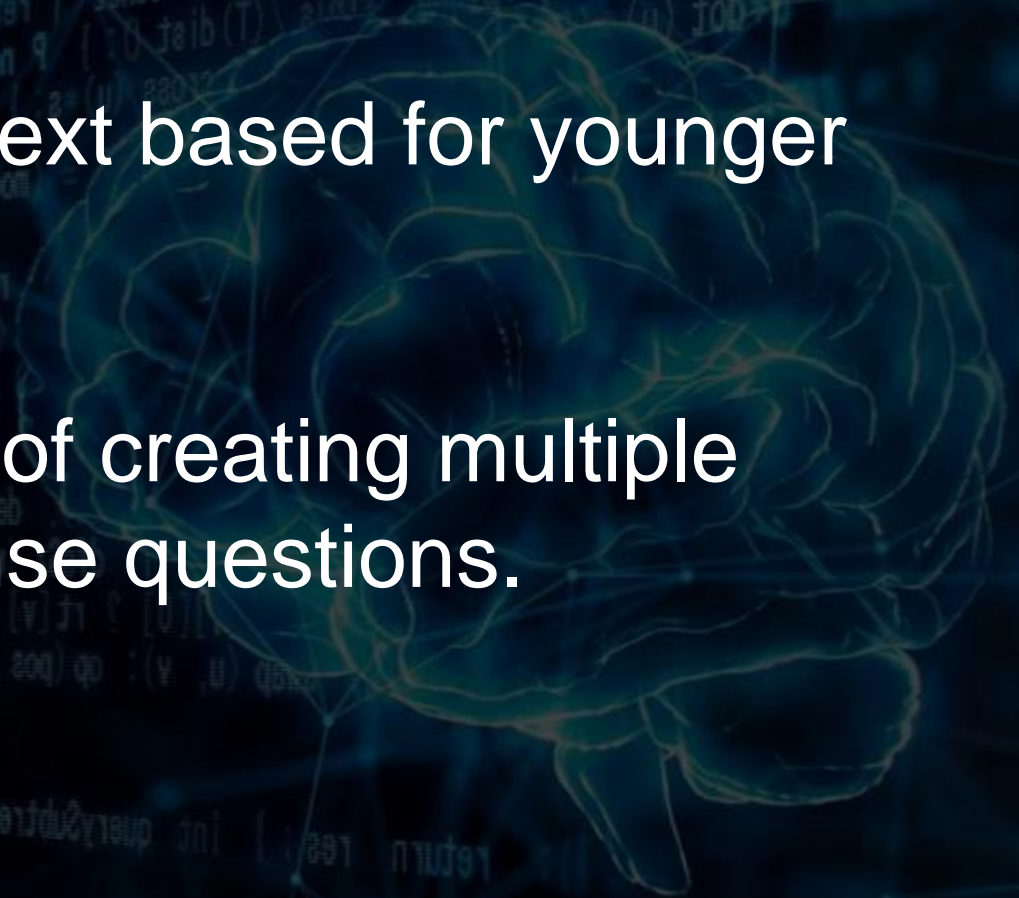


[MagicSchool.ai](#): Decodable Text

Generator

Create a decodable text based for younger students.

Also have the option of creating multiple choice or free response questions.

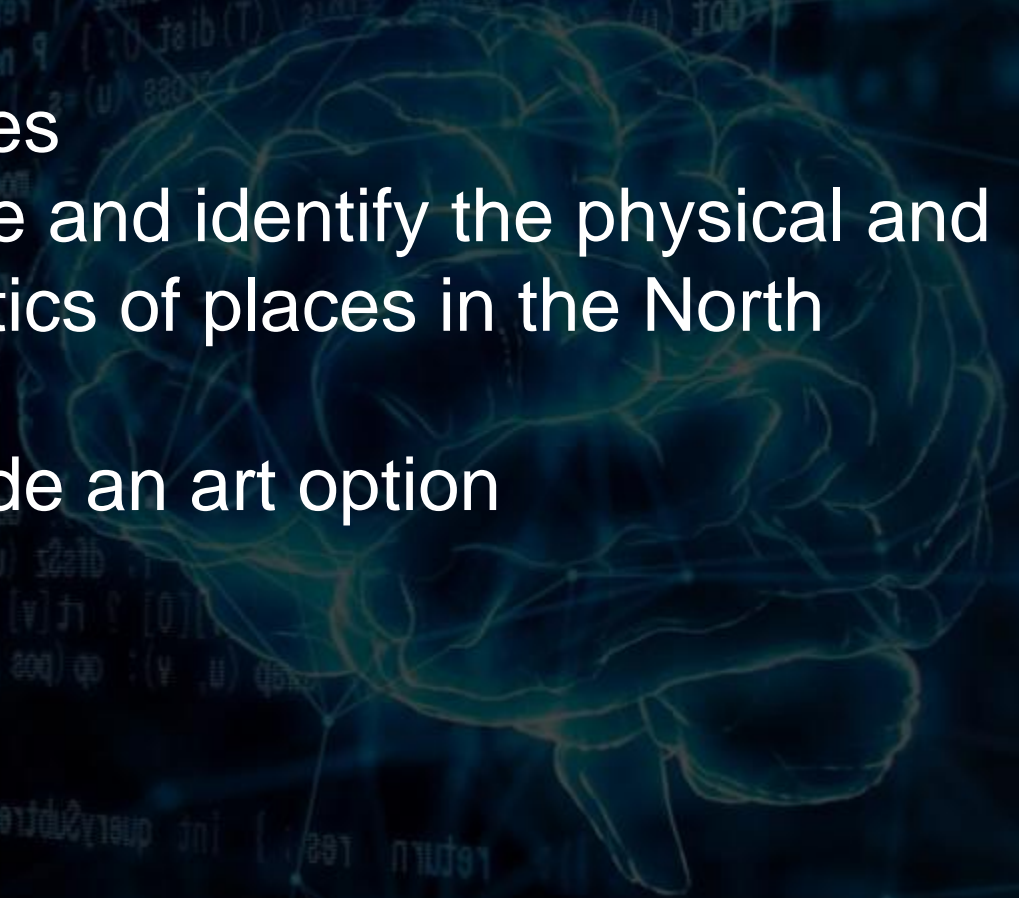


MagicSchool.ai: Choice Board Generator

- 1st grade EL standard
 - EL.1.6.1.1 Write opinion pieces in which they introduce the topic or name the book they are writing about, state an opinion, supply a reason for the opinion, and provide some sense of closure.
 - Students read a book and are giving their opinion. Choices should include writing, drawing

[MagicSchool.ai](https://www.magic-school.ai): Choice Board Generator

- 5th grade social studies
 - SS.5.3.1.3.1 Locate and identify the physical and human characteristics of places in the North American colonies.
 - Five choices, include an art option



MagicSchool.ai: Math Story Problems

- You pick the story topic- a great way to make it relevant or topical.
- 1st math 1.1.1.6 Use words to describe the relative size of numbers.
- 8th math 8.2.2.5 Represent geometric sequences using equations, tables, graphs and verbal descriptions, and use them to solve problems.

[MagicSchool.ai](https://www.magic-school.ai):

Vocab/Text/Differentiation

Write a text paragraph based on vocabulary words in a unit that can be adjusted for reading levels and generate questions based on the text read.

1. Enter words in the Vocabulary Based Text Generator.
2. Adjust the level.
3. Create question about the text using the Text Dependent Questions.

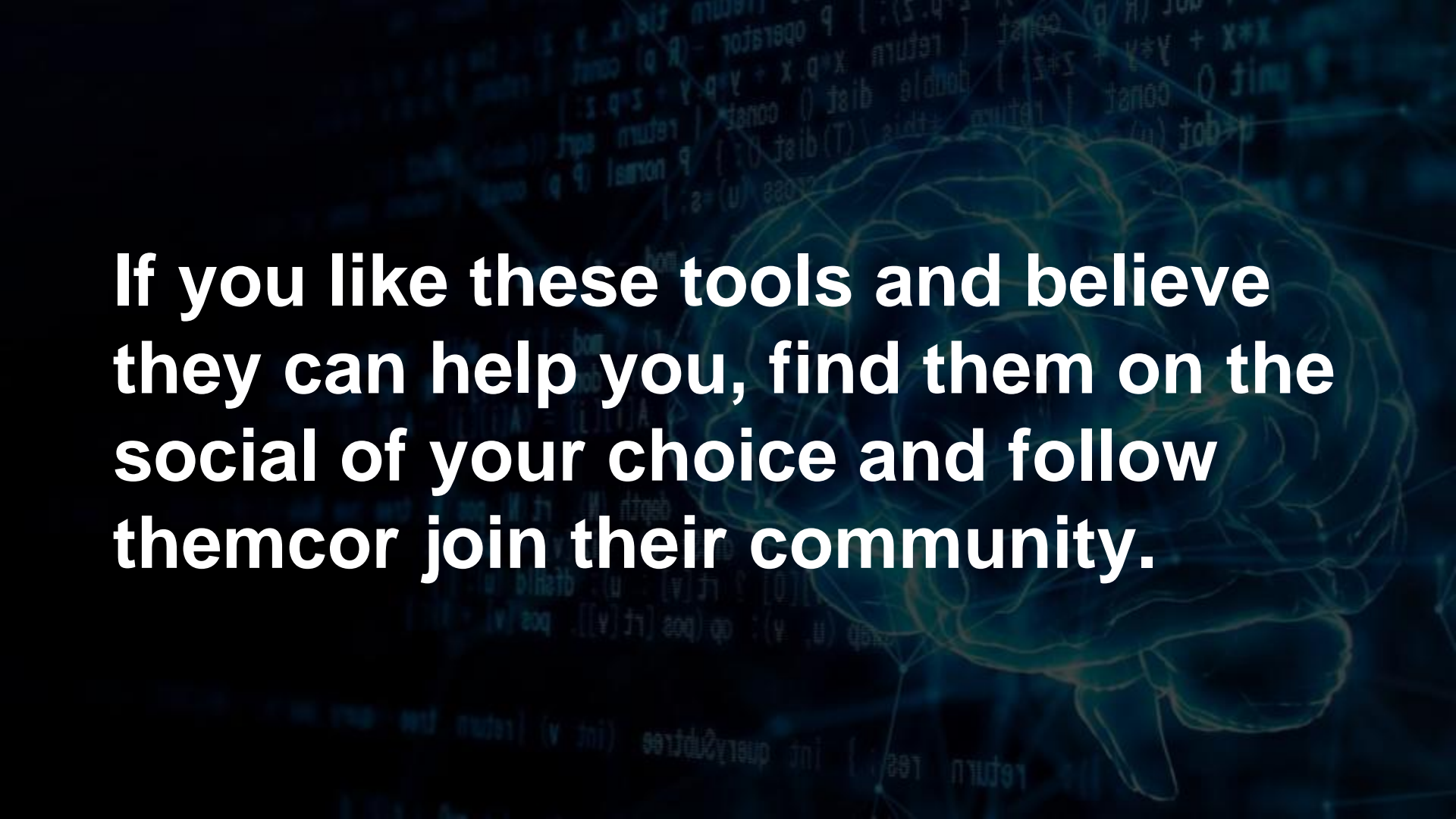
MagicSchool.ai: Text Leveler

1. Cut and paste text into the tool.
2. Chose the reading level you want.
3. Optional- hit the Questions button for M/C or free answer questions to go with the text

[MagicSchool.ai](https://www.magic-school.ai): Exemplar/Non-Exemplar

Want to give your students examples of what a good paper looks like and mistakes to avoid?

1. Set up the grade
2. Enter the standard/objective
3. Set the length
4. Give the assignment prompt



If you like these tools and believe they can help you, find them on the social of your choice and follow them or join their community.



**Questions? Feel free to contact me at
Tim Sullivan
tsullivan@seas-school.org**